


Fund-raising Ideas..



Dear Youth Leader,

I had the opportunity to work as a Youth Ministry Coordinator for many years and have taken our youth group on many mission trips. I have compiled a list of some proven fund-raising ideas that we have seen work in our church. There are also some websites that could be helpful listed at the end of this section, as well as some books available at your local Christian bookstore that may help. Feel free to try some of them and/or give some of your own ideas a try.

I have witnessed the Lord provide all of the funds needed for our mission trips year after year. He has provided for teens needing to raise \$350.00 to over \$3500.00. And I know for certain that He will provide exceedingly and abundantly more than you can ask or imagine!

My favorite devotional is "My Utmost For His Highest" by Oswald Chambers. More than once he refers to *the journey* as more important than *the destination*. In other words, we can use fundraising activities as witnessing tools and teachable moments. As the July 28th devotional says (my personal favorite), "*What we see as only the process of reaching a particular end, God sees as the goal itself...What people call preparation, God sees as the goal itself.*" May the Lord bless you as you serve Him.

Serving Jesus,


Lori LaBelle

#1

The Missionary Letter...



The most effective tool we have used is the Missionary Letter. This is a letter sent to family and friends explaining the trip and the need for prayer and financial help. We have typically seen 40% to 60% of our funds raised through these letters. Some teens have even raised more than they need for their own trip and have helped other members of the youth group with their funds! The following pages contain information concerning this letter, as well as a sample letter.



THE MOST EFFECTIVE FUND-RAISING TOOL...Your Missionary Letter

You have been called by God to go on a TeenServe mission trip! Praise the Lord! Now comes the fun part...watching God provide the money for you to go! But how will people know about your trip? That's easy...you send them a letter!!

Everyone in the Kingdom of God has a responsibility to be a part of evangelism. This can take many forms, including being a "Sender." This is a person who equips people to go on mission trips. They may pray for you, encourage you, or even send you money.

"But, I'm not going to ask my family and friends for money!! That is crazy!" Well, let's see what the Bible has to say about it...

Biblical Principles For Fund-raising

"We have not because we ask not."

We must make our needs known. How can people know to give unless we tell them what our needs are? How will you communicate your financial and prayer needs?

"God demands integrity."

We must present our vision clearly and with honesty and integrity. We do not need to beg. Ultimately, God is our supplier. But we can approach people boldly with our honest needs. What does integrity mean to you?

"We must honor the local church."

If you come across someone who can only help you by not giving their church tithe, lovingly insist that they continue giving their tithe.

"Everything belongs to God."

All the wealth of the world is in God's hands. Even the gifts that come through your partners are God's. God will work through His children and through the world to supply for your needs.

MAKE A PROSPECTIVE PARTNER LIST

(Your mailing list)

It is time to begin a list of potential partners. Begin listing people by name or groups of people whom you believe may be interested in helping send you on the mission trip. If you haven't come up with many names, dig a little deeper. Ask your mom or dad for ideas. Include relatives and friends. Maybe your parents have an address book or Christmas card list they would let you use.

Do not worry about offending anyone! If your heart is right and you are sincere in giving every person on your list the opportunity to be a part of your trip, then you do not have to be concerned about offending someone. Just remember...If you do not give someone the opportunity to be a part of your trip they may be offended! You may be surprised who does give to your trip! Include Name, Address, City, State and Zip Code on your list.

BASIC ELEMENTS OF AN EFFECTIVE MISSIONARY LETTER

Letter Content:

1. Personalize the letter. Use the prospective partner names.
2. Greet them enthusiastically!!
3. Explain a little about the mission trip.
4. Declare your desire to go.
5. Describe what the trip will be like for you...if you went last year, include some highlights.
6. Indicate that you see them as people who share this vision.
7. Tell them what it will cost for you to go, but that this covers many things.
8. Ask them if they would pray about being your partners.
9. Tell them you've enclosed a stamped envelope for them to return to you. Tell them to make checks payable to your church or youth group.
10. Thank them for prayerfully considering supporting you.

Additional Tips:

1. Avoid writing like the Apostle Paul...be yourself!
2. Use good English (your schooling can pay off here!)
3. Spell properly and keep your message brief.
4. After you have written your letter, read it aloud to see how it sounds.
5. Type your letter...if you don't have a computer, ask a family member or friend. If it must be handwritten, make it very legible.
6. Keep it to the point.
7. Sign it in a color of ink different than the type.
8. Hand write a postscript on the letter stating that you look forward to their response...ESPECIALLY if using a generic letter.
9. PRAY OVER YOUR LETTERS BEFORE YOU SEND THEM OUT!!!!



SAMPLE FUND-RAISING LETTER

November 10, 2010

Dear Grandma and Grandpa:

I've been given an exciting opportunity and I would like to share it with you!

Every summer, TeenServe, a youth missions organization based in Holcombe, Wisconsin, sponsors workcamps for teens in various cities throughout the United States where teens like me come together for one week to work on needy resident's homes. My youth group will be traveling to *(Location of Workcamp)* from *(Workcamp Dates)* to do simple home repairs and painting on homes of needy residents in this community. There is no cost for labor or materials to the residents.

The total cost of my trip is *(add your transportation costs to the \$399.00 fee)*, which covers all of my meals, lodging, devotional materials, evening programs with a worship band and speaker, construction materials for the home repair projects, and transportation costs. I really feel called by God to attend this workcamp, and am very excited for God to use me during this week! There are *(# of people going from your youth group)* people going from my church and we are busy raising funds so that we can go and do the Lord's work in *(Workcamp Location)*.

Would you please pray and ask the Lord how He would have you help to make this vision a reality? If you can help me with a financial gift/or with your prayers, please tear off the bottom of this page and send it to me in the enclosed, stamped envelope. Checks can be made out to *(Your Church Name)* and are tax deductible.

If you have any questions, please call me at *(your phone number)*, and I will do my best to try to answer them. Thank you for prayerfully considering how you can help me with my TeenServe mission trip.

Serving Jesus,

Your Name

.....

Your Name
Address, City, State, Zip Code Phone Number

_____ **Yes, I will pray for you as you prepare to go to a TeenServe Workcamp to serve the Lord!**

_____ **Yes, I will support you with a gift of \$_____ to help with this mission!**

#2

Buy-A-Mile



You make a poster between your town

containing a map with a line drawn or string placed and the location of your trip. For several years, we

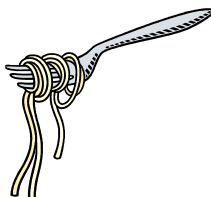
blew up a map at a local printer and put it on a huge piece of plywood. This REALLY got the attention of anyone coming into our church!

There are two avenues you can use for this fund-raiser. You can take the total cost of the trip for your youth group and divide that number by the number of miles you need to travel...This number will be the "cost per mile" of the trip for your group. OR...you can use this as a fund-raiser for the transportation costs only...include the cost of van rentals, gas, meals on the road, etc. Then divide that number by the number of miles and you have the "cost per mile" for transportation. Our youth group used this when we had a large cost for transportation. We raised over \$2000.00.

You ask people to donate one or more miles. You can then draw in the route with a dark color marker and keep a running total of how many miles you have left to raise!

#3

The Dinner...



We have done where we served spaghetti dinners and once we even had a "formal" dinner where we served a choice of ham or chicken complete with a salad, potato, vegetable, rolls and a dessert. Tickets were sold and the teens were waiters and waitresses for the "formal" dinner.

spaghetti dinners and once we even had a "formal" dinner a choice of ham or chicken complete with a salad, potato,

vegetable, rolls and a dessert. Tickets were sold and the teens were waiters and waitresses for the "formal" dinner.

This fund-raiser is a lot of work and you need a big turnout to make this a huge success. Some churches never have a problem filling the fellowship hall if there is any kind of food involved and some have a hard time getting people to commit. You will need to have a feel for what your congregation is like! But...several hundred dollars can easily be made with a dinner!!

#4

Lenten or Soup Supper Sundaes...



If your church has soup suppers before Lenten and Advent worship services, you could help or serve dessert. During several years, our teens had "Build Your Own Sundaes" during the meal. Donations were gladly accepted. This is not a huge money-maker, but it is very tasty!

#5

The "Fun-To-Run"...



This was an annual event in Minnesota. Every May the youth group raises pledges per mile for this marathon run. You can run the full marathon, ½ marathon, you can bike portions of the run, run or bike a certain amount of miles, etc. The youth raise pledges for their own participation, as well as the participation of the pastor, who runs the full marathon. They also serve hot dogs, chips and pop (soda) to make it a very festive event!

for Messiah Lutheran Church in Mounds View, youth group raises pledges per mile for this marathon run. You can run the full marathon, ½ marathon, you can bike portions of the run, run or bike a certain amount of miles, etc. The youth raise pledges for their own participation, as well as the participation of the pastor, who runs the full marathon. They also serve hot dogs, chips and pop (soda) to make it a very festive event!

#6

Flamingo Removal Service...



You will need someone with a car and you will need to make an initial investment of 20 to 30 pink (or an equally bright color) flamingo lawn ornaments. Several of your teens will fill their car with these colorful creatures and proceed to a church member's home...preferably during the cover of darkness. A good place to start might be the pastor's home! With a great deal of quietness, you tiptoe to their front yard and strategically place all of these wonderful birds within viewing of everyone who drives by their house. Your youth group should make business cards that say, "*Your Town / Church Flamingo Removal Service*" with a phone number of one of the participants. Tape a business card to the unknowing homeowner's door and leave (again – very quietly!). The next morning the contact person will get a phone call from the "victim." They should ask for a "donation" to remove the pesky flamingos from the yard...any amount would be appreciated! For their donation, the "victim" would also get to choose who the next "flamingo victim" would be! This is a fund-raiser that can go on all year... You will have people asking you when it will be "their turn" to have the flamingos in their yard!

#7



The Car Wash...

Our most successful car washes occurred when we "went all out." We had valet parking before the church services (make sure your teens don't skip church – divide them up between services if you have more than one or have it after the service), took their keys (marked them), hand washed the outside of the car, dried the cars with towels and vacuumed the inside. We also did not "charge" anything. It was strictly a "FREE CAR WASH" and people could donate if they chose.

#8

Servant Sale...

This is simple...Auction off or put up a sign-up for people to "buy" or "rent" your teens for jobs around the house.



#9



Christmas Wreaths...

This is a relatively easy fund-raiser. You procure a company who makes wreaths and find out their closing day for orders. Have someone man a table before and after church services and take orders. You could even have your teens go door to door to get orders. Place the order and get people to distribute the wreaths when they arrive (it works best to distribute on a Sunday morning at your church).

#10



Christmas Gift Wrapping...

Several of our teens earned money from the local malls by wrapping presents. You will need to call your mall and find out if they have a program or if they would mind if you did this on your own. Our mall provided this as a free service for their customers and made a donation to youth groups who wanted to sign up for a specific day. You could check with local stores and see if you could set up your own table and ask for a donation for the gift-wrapping.

#11



The Bake Sale...

What fund-raising program would be complete without a bake sale or two? Have the teens bring in baked goods on a Sunday morning, supplemented with donuts from the local bakery and see the sweets disappear. I always enjoyed buying frozen bread dough and baking numerous loaves of bread. They always were sold quickly! Make sure you have a poster near the goodies telling the people about the mission trip!

#12



Babysitting...

See if the congregation or boards need babysitting provided for any special events during the year. Just ask for a donation and arrange for the teens to baby-sit.

#13



Flowers on Mother's Day or Valentine's Day...

Set up a table to take orders two or three weeks before these "big days." Then place your orders and distribute the flowers before and after Sunday morning services. Make sure you order a few extras for those people who forgot to order in advance!

#14



Sales...

You can sell just about anything provided people are willing to buy! Over the years, our youth group sold cookie sheets, calendars, t-shirts and sweatshirts, steak, candy, pop, etc. The coolest sale was when we brought in products from the local Christian bookstore. The store let us pick out anything we wanted to “buy” for 25% off. We then took the merchandise to church and sold it for 10% off, thus giving us the remaining 15% profit! The store took back any unsold merchandise.

#15



Rock-A-Thon...

This is a fund-raiser that requires the participants to go out and solicit pledges from their family and friends for the hours that they will “rock” on rocking chairs. You need to print some forms for the kids to take out to get the pledges. The “donators” donate so much per hour. Our kids had this overnight! During the event, you can schedule short bathroom breaks every hour, order pizza, arrange for some “entertainment” from other youth group members, play games that do not require you to move from your chair, etc. Our youth group had a great time doing this...they got their pajamas on and rocked on!

#16



Phone-Raiser

Go to www.phoneraiser.com to find out how to raise money by collecting used cell phones and ink cartridges. I have not personally done this, but it looks like it could be easy and very profitable.

#17

Fund-raising Websites

www.fundraising-ideas.org/index.html

<http://www.fundraisingzone.com/home.htm>